

S. E. POWER LIMITED

CIN : L40100DL2010PLC206937

PHOENIX
RUBBER REBORN

Date: 15/10/ 2015

The Manager
Department of Corporate Relationship
BSE Limited
25 P. J. Towers, Dalal Street
Mumbai-400001

Ref.: Scrip Code: 534598

The Asstt. Vice President
National Stock Exchange of India Limited
Exchange Plaza, Bandra Kurla Complex
Bandra (East)
Mumbai-400051

Scrip Symbol: SEPOWER

Sub.: Submission of Shareholding Pattern

Dear Sir,


Please find enclosed herewith Shareholding Pattern under clause 35 of Listing Agreement for the quarter ended on 30th September, 2015.

Hope you will find same in order and kindly keep the same in your records.

Thanking You,

Yours Faithfully,

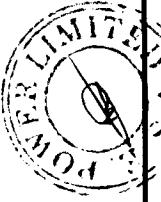
For S. E. Power Limited


(Manendra Singh)
Company Secretary




Encl. As above

Introductory sub-table (D)(a)


Name of the Company: S. E. Power Limited			
Scrip Code, Name of the scrip, class of security: BSE- 534598, NSE-SEPOWER, Equity Shares			
Quarter ended: 31/09/2015			
Partly paid-up shares:-	No. of partly paid-up shares	As a % of total no. of partly paid-up shares	As a % of total no. of shares of the company
Held by promoter/promoter group	0	0	0
Held by public	0	0	0
Total	0	0	0
Outstanding convertible securities:-	No. of outstanding securities	As a % of total no. of outstanding convertible securities	As a % of total no. of shares of the company, assuming full conversion of the convertible securities
Held by promoter/promoter group	0	0	0
Held by public	0	0	0
Total	0	0	0
Warrants:-	No. of warrants	As a % of total no. of warrants	As a % of total no. of shares of the company, assuming full conversion of warrants
Held by promoter/promoter group	0	0	0
Held by public	0	0	0
Total	0	0	0
Total paid-up capital of the company, assuming full conversion of warrants and convertible securities	Rs. 406100000 (Divided into 40610000 Equity Shares of Rs. 10 each)		

Statement Showing Shareholding Pattern


Category code	Category of Shareholder	Number of Shareholders	Table (D)(a)				Shares Pledged or otherwise encumbered			
			Total number of shares	Number of shares held in dematerialized form	Total shareholding as a percentage of total number of shares		Number of shares	As a percentage		
			(IV)	(V)	As a percentage of (A+B) ¹	(A+B+C)				
(I)	(II)	(III)	(IV)	(V)	(VI)	(VII)	(VIII)	(IX) = (VIII)/(IV)*100		
(A)	Shareholding of Promoter and Promoter Group									
1	Indian									
(a)	Individuals/ Hindu Undivided Family	2	6518640	6518640	16.05	16.05	0	0.00		
(b)	Central Government/ State Government(s)	0	0	0	0.00	0.00	0	0.00		
(c)	Bodies Corporate	8	3965866	3965866	9.77	9.77	0	0.00		
(d)	Financial Institutions/ Banks	0	0	0	0.00	0.00	0	0.00		
(e)	Any Others(Specify)	0	0	0	0.00	0.00	0	0.00		
	Sub Total(A)(1)	10	10484506	10484506	25.82	25.82	0	0.00		



2	Foreign								
a	Individuals (Non-Residents Individuals/ Foreign Individuals)	0	0	0	0.00	0.00	0	0	0.00
b	Bodies Corporate	0	0	0	0.00	0.00	0	0	0.00
c	Institutions	0	0	0	0.00	0.00	0	0	0.00
d	Qualified Foreign Investor	0	0	0	0.00	0.00	0	0	0.00
e	Any Others(Specify)	0	0	0	0.00	0.00	0	0	0.00
	Sub Total(A)(2)	0	0	0	0.00	0.00	0	0	0.00
	Total Shareholding of Promoter and Promoter Group (A) = (A)(1)+(A)(2)	10	10484506	10484506	25.82	25.82	0	0	0.00
(B)	Public shareholding								
1	Institutions								
(a)	Mutual Funds/ UTI	0	0	0	0.00	0.00	0	0	0.00
(b)	Financial Institutions/ Banks	0	0	0	0.00	0.00	0	0	0.00
(c)	Central Government/ State Government(s)	0	0	0	0.00	0.00	0	0	0.00
(d)	Venture Capital Funds	0	0	0	0.00	0.00	0	0	0.00
(e)	Insurance Companies	1	200000	200000	0.49	0.49	0	0	0.00
(f)	Foreign Institutional Investors	4	3831955	3831955	9.44	9.44	0	0	0.00
(g)	Foreign Venture Capital Investors	0	0	0	0.00	0.00	0	0	0.00
(h)	Qualified Foreign Investor	0	0	0	0.00	0.00	0	0	0.00
(i)	Any Other (specify)								
(i-i)	Share issued to Custodian for GDRs of Demerged Company	1	1207509	1207509	2.97	2.97	0	0	0.00
	Sub-Total (B)(1)	6	5239464	5239464	12.90	12.90	0	0	0.00



2	Non-institutions												
(a)	Bodies Corporate	109	4476632	4476632	11.02	11.02	0	0	11.02	0	0.00	0.00	0.00
(b)	Individuals*				0.00	0.00	0	0	0.00	0	0.00	0.00	0.00
I	Individual shareholders holding nominal share capital up to Rs 1 lakh	4055	1257072	1223666	3.10	3.10	0	0	3.10	0	0.00	0.00	0.00
II	Individual shareholders holding nominal share capital in excess of Rs. 1 lakh.	33	992361	992361	2.44	2.44	0	0	2.44	0	0.00	0.00	0.00
(c)	Qualified Foreign Investor	0	0	0	0.00	0.00	0	0	0.00	0	0.00	0.00	0.00
(d)	Any Other (specify)				0.00	0.00	0	0	0.00	0	0.00	0.00	0.00
(d-i)	Non Resident Indian	41	41186	41186	0.10	0.10	0	0	0.10	0	0.00	0.00	0.00
(d-ii)	Corporate Body (Foreign Body)	4	14681082	14681082	36.15	36.15	0	0	36.15	0	0.00	0.00	0.00
(d-iii)	Foreign Portfolio Investor (Corporate)- Category II	2	3405064	3405064	8.38	8.38	0	0	8.38	0	0.00	0.00	0.00
(d-iv)	Clearing Member/Broker/Margin trading	54	32633	32633	0.08	0.08	0	0	0.08	0	0.00	0.00	0.00
	Sub-Total (B)(2)	4298	24886030	24852624	61.28	61.28	0	0	61.28	0	0.00	0.00	0.00
(B)	Total Public Shareholding (B) = (B)(1)+(B)(2)	4304	30125494	30092088	74.18	74.18	0	0	74.18	0	0.00	0.00	0.00
	TOTAL (A)+(B)	4314	40610000	40576594	100.00	100.00	0	0	100.00	0	0.00	0.00	0.00
(C)	Shares held by Custodians and against which Depository Receipts have been issued												
1	Promoter and Promoter Group	0	0	0	0.00	0.00	0	0	0.00	0	0.00	0.00	0.00
2	Public	0	0	0	0.00	0.00	0	0	0.00	0	0.00	0.00	0.00
	Sub-Total (C)	0	0	0	0	0	0	0	0	0	0.00	0.00	0.00
	GRAND TOTAL (A)+(B)+(C)	4314	40610000	40576594	100.00	100.00	0	0	100.00	0	0.00	0.00	0.00
*	Individuals includes resident HUF												



(1)(b) Statement showing holding of securities (including shares, warrants, convertible securities) of persons belonging to the category "Promoter and Promoter Group"


Sr. No.	Name of the shareholder	Details of Shares held		Encumbered shares (*)		Details of warrants		Details of convertible securities		Total shares (including underlying shares assuming full conversion of warrants and convertible securities) as a % of diluted share capital
		Number of shares held	As a % of grand total (A) +(B) +(C)	No.	As a percentage (VI)=(V)/(III)* 100	As a % of grand total (A)+(B)+(C) of sub-clause (1)(a)	Number of warrants held	As a % total number of warrants of the same class	Number of convertible securities held	
(I)	(II)	(III)	(IV)	(V)	(VII)	(VIII)	(IX)	(X)	(XI)	(XII)
1	SACHIN AGARWAL	3089240	7.61	0	0.00	0	0.00	0.00	0.00	7.61
2	SHIKHA AGARWAL	3429400	8.44	0	0.00	0	0.00	0.00	0.00	8.44
3	SPRING INFRADEV LTD	497080	1.22	0	0.00	0	0.00	0.00	0.00	1.22
4	S. E. MICRO HOUSING FINANCE PVT LTD	1035000	2.55	0	0.00	0	0.00	0.00	0.00	2.55
5	GAJODHARI CHEMICALS PVT LTD	61756	0.15	0	0.00	0	0.00	0.00	0.00	0.15
6	AGRIM MARKETING PVT LTD	91000	0.22	0	0.00	0	0.00	0.00	0.00	0.22
7	BABA HERBALS PRIVATE LTD	60800	0.15	0	0.00	0	0.00	0.00	0.00	0.15
8	DIAMOND INFRADEV PVT LTD	110000	0.27	0	0.00	0	0.00	0.00	0.00	0.27
9	BHAVYA ELECTRONICS AND NETWORKS PVT LTD	62608	0.15	0	0.00	0	0.00	0.00	0.00	0.15
10	SUPERTECK PRINTING PVT LTD	2047622	5.04	0	0.00	0	0.00	0.00	0.00	5.04
	TOTAL	10484506	25.82	0	0.00	0	0.00	0.00	0.00	25.82

(*) The term "encumbrance" has the same meaning as assigned to it in regulation 28(3) of the SAST Regulations, 2011




(D)(c)(i) Statement showing holding of securities (including shares, warrants, convertible securities) of persons belonging to the category "Public" and holding more than 1% of the total number of shares

Sr. No.	Name of the shareholder	Number of shares held	Shares as a percentage of total number of shares {i.e., Grand Total (A)+(B)+(C) indicated in Statement at para (D)(a) above}	Details of warrants		Details of convertible securities		Total shares (including underlying shares assuming full conversion of warrants and convertible securities) as a % of diluted share capital
				Number of warrants held	As a % total number of warrants of the same class	Number of convertible securities held	% w.r.t total number of convertible securities of the same class	
1	Auctor Investments Limited	3795504	9.35	0	0.00	0	0.00	9.35
2	Heshika Growth Fund	3795504	9.35	0	0.00	0	0.00	9.35
3	Plutus Terra India Fund	3743581	9.22	0	0.00	0	0.00	9.22
4	Antara India Evergreen Fund Ltd.	3346493	8.24	0	0.00	0	0.00	8.24
5	Davos International Fund	2929449	7.21	0	0.00	0	0.00	7.21
6	Elara India Opportunities Fund Ltd.	2144704	5.28	0	0.00	0	0.00	5.28
7	Kuvera Fund Limited	1629760	4.01	0	0.00	0	0.00	4.01
8	Krishna Human Resource Management Pvt. Ltd.	1386000	3.41	0	0.00	0	0.00	3.41
9	The Bank of New York Mellon Dr.	1207509	2.97	0	0.00	0	0.00	2.97
10	Antra India Evergreen Fund Ltd.	475615	1.17	0	0.00	0	0.00	1.17
	TOTAL	24454119	60.22	0	0.00	0	0.00	60.22



(D)(c)(ii) Statement showing holding of securities (including shares, warrants, convertible securities) of persons (together with PAC) belonging to the category “Public” and holding more than 5% of the total number of shares of the company

Sr. No.	Name(s) of the shareholder(s) and the Persons Acting in Concert (PAC) with them	Number of shares	Shares as a percentage of total number of shares {i.e., Grand Total (A)+(B)+(C) indicated in Statement at para (I)(a) above}	Details of warrants		Details of convertible securities		Total shares (including underlying shares assuming full conversion of warrants and convertible securities) as a % of diluted share capital
				Number of warrants	As a % total number of warrants of the same class	Number of convertible securities held	% w.r.t total number of convertible securities of the same class	
1	Auctor Investments Limited	3795504	9.35	0	0.00	0	0.00	9.35
2	Heshika Growth Fund	3795504	9.35	0	0.00	0	0.00	9.35
3	Plutus Terra India Fund	3743581	9.22	0	0.00	0	0.00	9.22
4	Antara India Evergreen Fund Ltd.	3346493	8.24	0	0.00	0	0.00	8.24
5	Davos International Fund	2929449	7.21	0	0.00	0	0.00	7.21
6	Elara India Opportunities Fund Ltd.	2144704	5.28	0	0.00	0	0.00	5.28
	TOTAL	19755235	48.65	0	0.00	0	0.00	48.65



(III) (a) Statement showing, the voting pattern of shareholders, if more than one class of shares/securities is issued by the issuer.

(Give description of voting rights for each class of security.

Class X :

Class Y :

Class Z :

N.A.

Category Code	Category of Shareholder	Number of Voting Rights held in each class of securities			Total Voting Rights (III+IV+V)	Total Voting Rights i.e. (VI)	
		Class X (III)	Class Y (IV)	Class Z (V)		As a percentage of (A+B) (VII)	As a percentage of (A+B+C) (VIII)
(I)	(II)						
(A)	Promoter and Promoter Group						
(1)	India						
(a)	Individuals/ Hindu Undivided Family				N.A.		
(b)	Central Government State Government(s)						
(c)	Bodies Corporate						
(d)	Financial Institutions/ Banks						

